

SlimStack Armor™ Board-to-Board Connectors, SMT, 0.35mm Pitch, 0.60 to 1.00mm Height, 2.00mm Width

molex®

Now available in various stack height options, SlimStack Armor™ 0.35mm-pitch connectors deliver up to 3.0A of extra power through protective metal covers and provide superior mating guidance and electrical contact assurance for mobile devices and other tight-packaging applications

Features and Benefits

Ultra low profile, short length and narrow width	Offers maximum space savings
"Armor" metal covers on housing corners	Prevent damage to the housing even when misaligned during mating
Three different stack-height combinations using a common footprint pattern	Meets various height requirements without needing to change the PCB design
Dual-signal contact design	Provides secure electrical and mechanical reliability even after repeat cycling
Wide alignment area housing lead-in	Facilitates mating for more efficient operator assembly
Housing canopy cover	Provides an anti-zippering barrier that prevents contact pullout from angled unmating
Contact design with audible and tactile mating features	Provides operators with maximum mating assurance
Integral metal power nails	Provide up to 3.0A of power with superior contact assurance
Wide vacuum pick-and-place area	Accommodates automatic board placement even with narrow width

Applications

Mobile Devices

- Smartphones
- Tablet PCs
- Portable Audio
- Portable Navigation Equipment




Cellphones

Medical

- Patient Monitoring
- Therapeutic and Surgical




Portable Medical Devices



SlimStack Armor 1.00mm Height



SlimStack Armor 0.80mm Height



SlimStack Armor 0.60mm Height

SlimStack Armor™ Board-to-Board Connectors, SMT, 0.35mm Pitch, 0.60 to 1.00mm Height, 2.00mm Width



Specification

REFERENCE INFORMATION

Packaging: Embossed tape
Designed In: Millimeters
RoHS: Yes
Halogen Free: Yes

MECHANICAL

Durability (min.): 30 cycles

ELECTRICAL

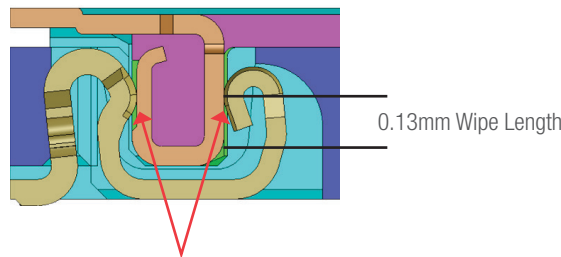
Voltage (max.): 50V
Current (max.): 0.3A terminal; 3.0A nail
Contact Resistance:
Terminal: 80 milliohms max.
Nail: 30 milliohms max.
Dielectric Withstanding Voltage: 250V AC (rms)
Insulation Resistance: 100 Megohm min

PHYSICAL

Housing: LCP, black
Contact: Copper Alloy
Plating:
Contact Area — Gold
Solder Tail Area — Gold
Underplating — Nickel
Operating Temperature: -40 to +85°C

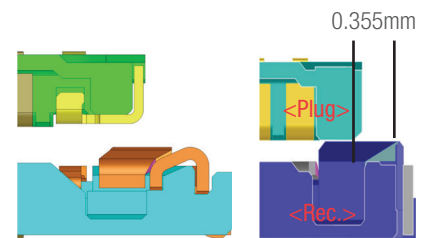
Additional Product Features

Dual Contact Design for Secure Reliability




A dual-contact design in the SlimStack Armor™ family provides secure electrical and mechanical contact and prevents open contacts. The long wipe length helps to remove dust and debris and provide further contact assurance.

Wide Alignment Area for Easy Mating

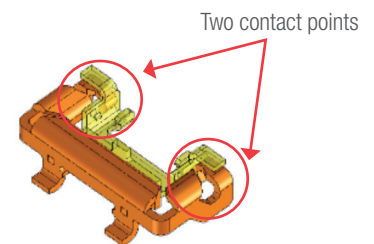


A wide chamfered alignment area has been designed into the SlimStack Armor™ series to enable operators to more easily guide the connectors together.

Metal Power Armor Nail Feature



The robust metal Armor nail feature provides housing protection during mating and up to 3 amps of power.



Armor nails feature a reliable contact interface with flexible arm spring and two points of contact.

Ordering Information

0.60mm Height Receptacle Order No.	0.60mm Height Plug Order No.	0.80mm Height Receptacle Order No.	0.80mm Height Plug Order No.	1.00mm Height Receptacle Order No.	1.00mm Height Plug Order No.
505066-**20	505070-**20	505270-**10	505274-**10	505413-**10	505417-**10

Replace ** with circuit size

- For 0.60mm height: 06, 10, 12, 16, 20, 24, 30, 34, 40, 48, 54

- For 0.80mm height: 06, 10, 16, 20, 24, 30, 34, 40, 54

- For 1.00mm Height: 30, 34, 40, 60

www.molex.com/link/slimstack035.html