


Dynamic Series Connectors

D-3000 Series

Series profile

This is the main series in the Dynamic series, it is used extensively as a combined signal and power connector in industrial machinery. There are two pin arrangements, the standard 3.81-mm pitch and the high voltage 5.08-mm pitch. The former is mainly for signal circuits and power circuits, the latter is for high-voltage power supply circuits. They are small but designed for large currents of 15 amperes per contact by using a newly developed copper alloy to handle the demand for compact high-power power supplies produced by the recent miniaturization of devices. The concept driving the development is, "We want the Dynamic series to handle all our customers' multi-usage applications. To do this, expand the variations of housing and mounting types". According to that concept, the D-3000 series terminals can be used for all housings in the same series, the extensive variations in these housings the Dynamic series can cover an array of demands eliminating the need to consider different connectors or makers for each application. The D-3000 series, which has already been on the market for over ten years since it was first developed, has evolved in response to customer demands. We are continuing its process of evolution even now.



Features

1. Terminal construction is twist resistant
The D-3000 series uses a twist-resistant box type receptacle and tab construction concept (3 point contact) developed for the automotive market. It has a tab contact that produces consistent reliability under actual working conditions.
2. Three types of plating
Plating can be selected from three different types according to the application to optimize cost performance. Tin plating can be used under normal conditions for low mating cycles. For high mating cycle applications, 0.38 μm gold plating can be used, and for bad environments 0.76 μm gold plating is available.
3. Two contact pressures
There are two variations of contact pressure to provide the best contact environment for each application. It is possible to differentiate with standard contact pressure connectors for applications that need extraction resistance or multiple positions, or high contact pressure connectors for applications where vibration is present.
4. High current
Regardless of their size, these connectors can handle up to 15 amperes of current (temperature increase under 30 degrees). This is achieved with a newly developed copper alloy and a reliable three point contact construction.
5. Lock feeling
Obvious lock sound and feeling when mating means work can be done without mistakes, such as mismatching (half-mating), even if the connection cannot be seen.
6. Keying
The housing is keyed (with a slit), so differentiating between X keys and Y keys prevents mismatching. It is also possible to make more key patterns by using keying plugs.

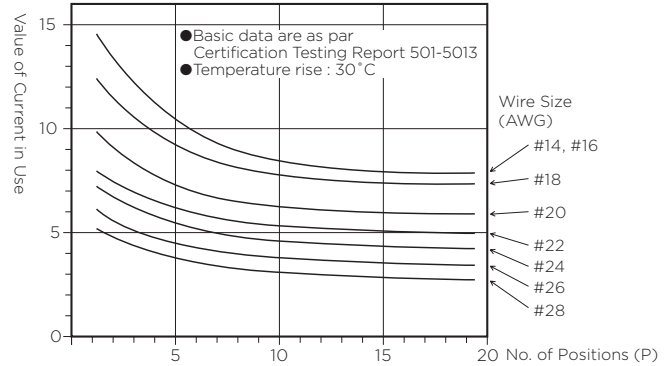
Dynamic Series Connectors

D-3000 Series Specifications and Standards

Performance Specifications

Item	Pitch	150mil (3.81mm)	200mil (5.08mm)
Voltage Rating		250V AC/DC	600V AC/DC
Current Rating		1 position: 15A 3 position: 12A 6 position: 9.5A 16 position: 8A (when using #16 AWG wire)	
Contact Resistance		10mΩ Max. (Final)	
Dielectric With-standing Voltage		1,500V AC (1minute)	2,200V AC (1minute)
Operating Temperature		-55°C~+105°C	

Positions/wire size/current rating



Specifications and Instruction Sheets

Product Specification	108-5349
Testing Report	501-5013
Application Specification	114-5148
Extraction Tool (Part Number : 234168-1) Instruction Sheet	411-5726

Instruction Sheet Hand Tools	
Tool No.	IS No.
91565-1	408-8547
91559-1	
91558-1	
91560-1	
91561-1	
1762954-1	411-78206
1762956-1	411-78207

Don't fail to obtain Instruction Sheets when you choose to use these tools. Orders can be placed through our online catalogs also.

Material and Finish

Description	Material	Finish
Receptacle contact Tab contact	Copper alloy	Bright Tin plated and Gold plated with underplated Nickel (1.27μm)
Tab post	Copper alloy	Tin plated and Gold plated with underplated Nickel (1.27μm)
Housing	UL94V-O, Glass filled thermoplastic polyester (PBT) and PPS (SMT Type), Black color.	

Safety Specifications

The safety specifications listed below are approved on specific part numbers. Contact our Sales Department to check if the part numbers you use are approved or not. Keep in mind that there are instances where values differ from those given by Product Specification.

Specifications	Series	D-3100, D-3400 Series (3.81mm pitch)			D-3200, D-3500 Series (5.08mm pitch)																																						
		Voltage Rating	Current Rating	Temperature Rating	Voltage Rating	Current Rating	Temperature Rating																																				
Product Specification 108-5349		250V AC/DC	See the preceding page	-55°C~+105°C	600V AC/DC	See the preceding page	-55°C~+105°C																																				
UL File No.E28476 (Recognized Component)		Determined by requirements of equipment in use.	Determined by requirements of equipment in use.	—	Determined by requirements of equipment in use.	Determined by requirements of equipment in use.	—																																				
CSA Report No. LR7189		250V AC/DC	8A MAX	—	250V AC/DC	8A MAX	—																																				
TÜV License No. R9151488 (EN61984) IP Protection IP-00 Overvoltage Classification(II) Number of Repeated Insertions and Withdrawals 50		250V AC 300V DC	<table border="1"> <thead> <tr> <th>AWG</th> <th>A</th> </tr> </thead> <tbody> <tr><td>28</td><td>2</td></tr> <tr><td>26</td><td>3</td></tr> <tr><td>24</td><td>3</td></tr> <tr><td>22</td><td>4</td></tr> <tr><td>20</td><td>5</td></tr> <tr><td>18</td><td>6</td></tr> <tr><td>16</td><td>8</td></tr> <tr><td>14</td><td>8</td></tr> </tbody> </table>	AWG	A	28	2	26	3	24	3	22	4	20	5	18	6	16	8	14	8	-20°C~+105°C	400V AC 300V DC	<table border="1"> <thead> <tr> <th>AWG</th> <th>A</th> </tr> </thead> <tbody> <tr><td>28</td><td>2</td></tr> <tr><td>26</td><td>3</td></tr> <tr><td>24</td><td>3</td></tr> <tr><td>22</td><td>4</td></tr> <tr><td>20</td><td>5</td></tr> <tr><td>18</td><td>6</td></tr> <tr><td>16</td><td>8</td></tr> <tr><td>14</td><td>8</td></tr> </tbody> </table>	AWG	A	28	2	26	3	24	3	22	4	20	5	18	6	16	8	14	8	-20°C~+105°C
AWG	A																																										
28	2																																										
26	3																																										
24	3																																										
22	4																																										
20	5																																										
18	6																																										
16	8																																										
14	8																																										
AWG	A																																										
28	2																																										
26	3																																										
24	3																																										
22	4																																										
20	5																																										
18	6																																										
16	8																																										
14	8																																										
Same as above Overvoltage Classification(III)		—	Same as above	Same as above	250V AC 300V DC	Same as above	—																																				

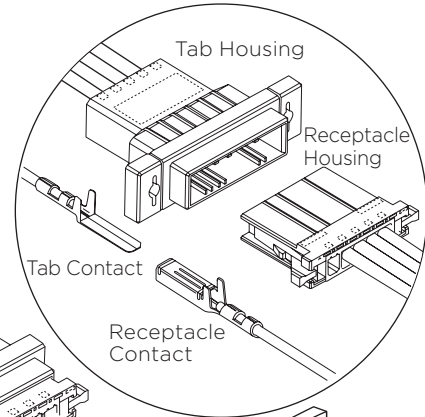
Dynamic Series Connectors

D-3000 Series List of Dynamic Series Products by Application

Used for both signal circuit and power/power supply circuit applications. Able to carry 15A MAX. of current per position and are available in a full range of connector configurations including wire to wire panel mounting, free-hanging, and horizontal and vertical wire to board-mounting.

D-3100S Standard 1 Row Type

D-3100S
Free-Hanging Type
(Refer to P.376)



D-3100M Standard Modular Type

D-3100M
Board-Mounting
Vertical Type
(Refer to P.382)

D-3100M
Board-Mounting
Horizontal Type
(Refer to P.382)

D-3100S
Board-Mounting
Vertical Type
(Refer to P.376)

D-3100S
Panel Type
(Refer to P.376)

D-3100S Board-Mounting
Horizontal Type
(Refer to P.376)

D-3100S SMT
Board-Mounting
Vertical Type
(Refer to P.379)

D-3100S SMT
Board-Mounting
Horizontal Type
(Refer to P.379)

Surface-Mount Type
with housing material
and the shape of
retention legs changed.

D-3100D
Board-Mounting
Vertical Type
(Refer to P.380)

D-3100D
Free-Hanging Type
(Refer to P.380)

D-3100D Panel Type
(Refer to P.380)

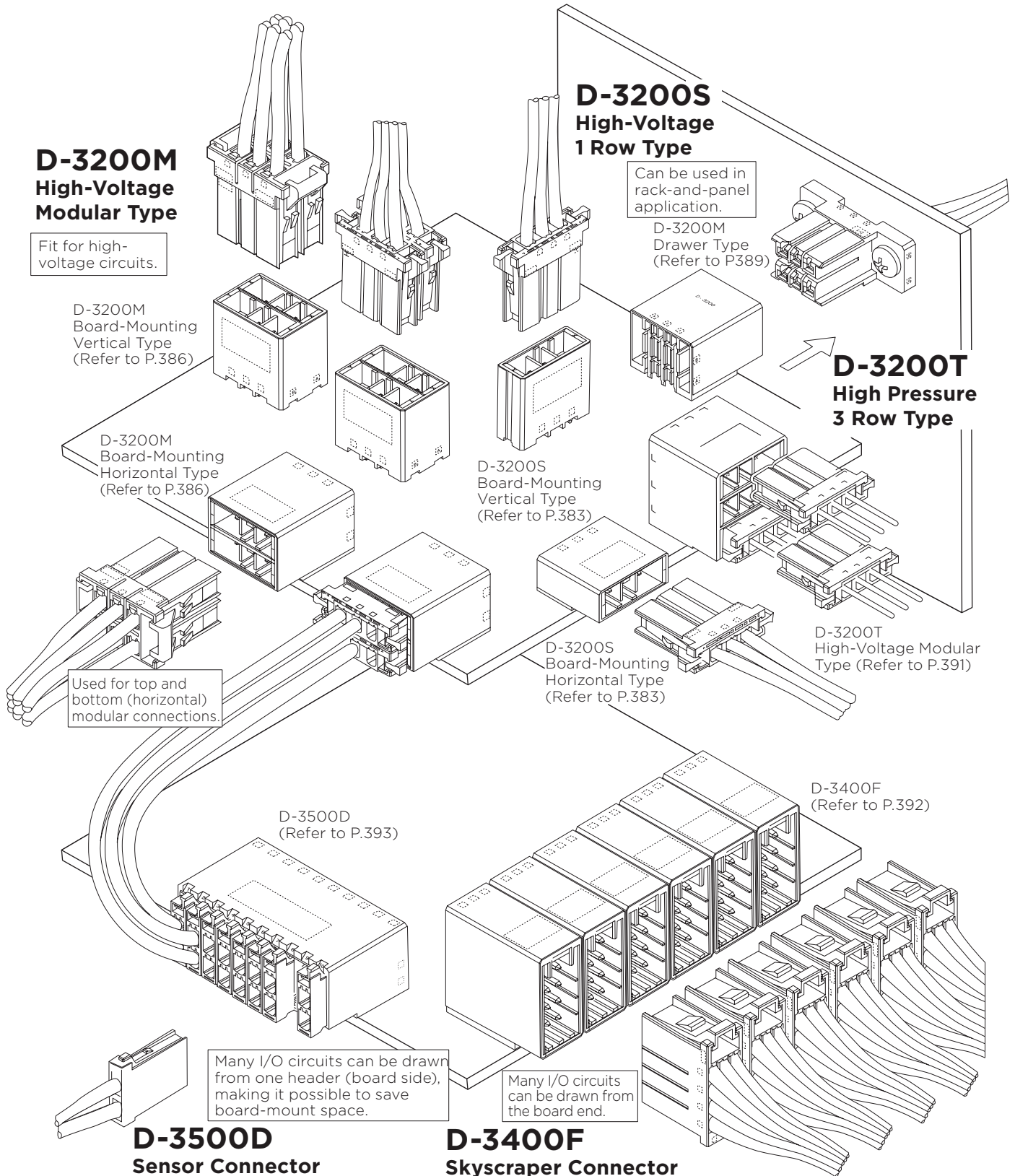
D-3100D Board-Mounting
Horizontal Type
(Refer to P.380)

D-3100D Standard 2 Row Type

All connector configurations
available as with the standard
one-Row type line.

Dynamic Series Connectors

D-3000 Series List of Dynamic Series Products by Application

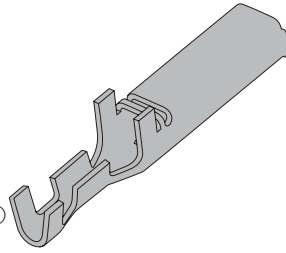


Dynamic Series Connectors

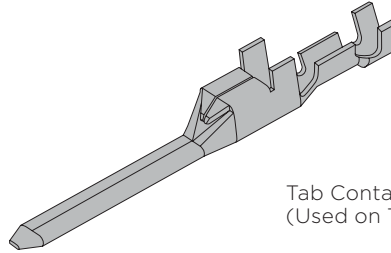
D-3000 Series D-3 Contact and Application Tooling

■ Crimp Type

Receptacle Contact
(Used on Receptacle Housing)



Tab Contact
(Used on Tab Housing)



Applicable Wire		Wire Ins. Diameter mm *1	Wire Range Mark	Contact Part Number			Tool Part Number		
AWG	mm ²			Receptacle Contact		Tab Contact	Mini-Applicator	Hand Tool (Dies Only)	
		Standard contact (Gold Plated Only)	High contact						
28 26	0.08 0.12	0.8~1.2	S	Strip Form	175194-2	1-175194-2	175284-2	2088631-2	
					175194-3	1-175194-3	175284-3		
175194-5	1-175194-5	175284-5							
Loose Piece	175216-2	1-175216-2		175287-2	91565-1				
	175216-3	1-175216-3	175287-3						
24	0.20	1.0~1.4		175216-5		1-175216-5	175287-5		
24	0.20	1.2~1.6	M	Strip Form	175195-2	1-175195-2	175285-2	1426371-2	
					175195-3	1-175195-3	175285-3		
175195-5	1-175195-5	175285-5							
Loose Piece	175217-2	1-175217-2		175288-2	91559-1 1762954-1★ (1762955-1)				
	175217-3	1-175217-3	175288-3						
22 20	0.30 0.50	1.7~2.6		175217-5		1-175217-5	175288-5		
20 18	0.50 0.85	1.8~2.8	L	Strip Form	175196-2	1-175196-2	175286-2	1426405-2	
					175196-3	1-175196-3	175286-3		
175196-5	1-175196-5	175286-5							
Loose Piece	175218-2	1-175218-2		175289-2	91558-1 1762956-1★ (1762957-1)				
	175218-3	1-175218-3	175289-3						
16	1.25	2.2~2.8		175218-5		1-175218-5	175289-5		
16 14	1.25 2.20	2.2~2.8	2L	Strip Form	917484-2	1-917484-2	917485-2	1426353-2	
					917484-3	1-917484-3	917485-3		
917484-5	1-917484-5	917485-5							
Loose Piece	917511-2	1-917511-2		917512-2	91560-1				
	917511-3	1-917511-3	917512-3						
				917511-5		1-917511-5	917512-5		
16	1.25	3.1~3.3	3L	Strip Form	353715-2	1-353715-2	353716-2	1426542-2	
					353715-3	1-353715-3	353716-3		
353715-5	1-353715-5	353716-5							
Loose Piece	353717-2	1-353717-2		353718-2	91561-1				
	353717-3	1-353717-3	353718-3						
14	2.20	3.5~3.8		353717-5		1-353717-5	353718-5		

Note : • The part number suffix is the code for plating.
 -2: 0.38 μm thick gold plated
 -3: 0.76 μm thick gold plated
 -5: tin plated (only set for high contact force types)
 • Solder-type Contact : We do not manufacture solder-type contacts for any specific application.
 • For information about plating and contact pressure, see pages 346 and 347.
 ★PEW12

• Minimum order quantity is provided. When ordering, specify your requirements by multiplying the quantity.
 • Mini-Applicators are for use with automachines. Refer to P.437
 • Strip Form contacts are for use with Mini-Applicators (automachines) and Loose-Piece contacts are for Hand tools.

*1 Wire insulation diameters are for loose-piece contacts. For strip form contacts, see I14-5148.

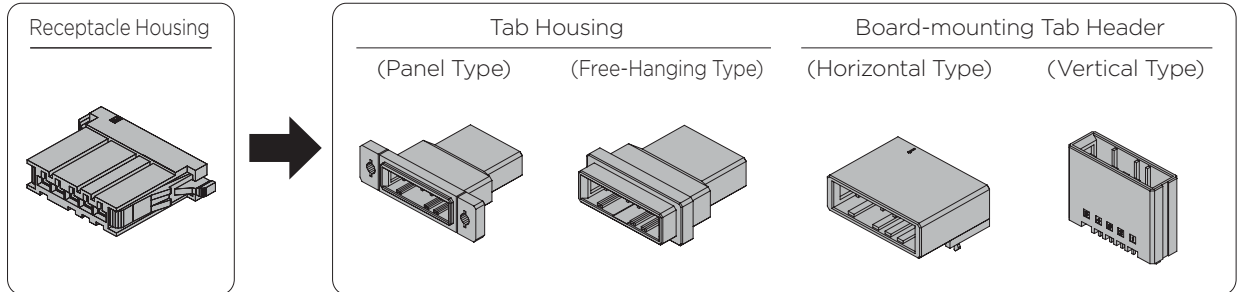
The receptacle contacts can be used with all receptacle housings, and tab contacts can be used with all tab housings. See from page 437 for details on applicable tools.

Note: All Part Numbers are RoHS compliant.

Dynamic Series Connectors

D-3100S — Standard 1 Row Type

Part Number Chart

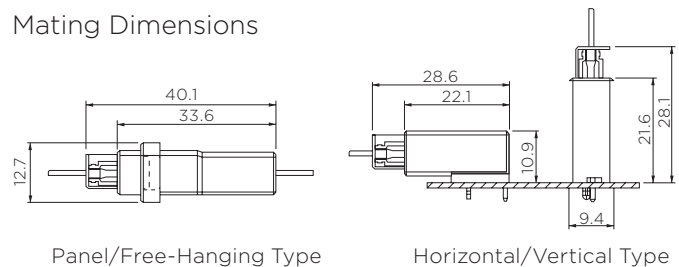


No. of Pos.	Color	Keying	Receptacle Housing	Plating	Tab Housing			Board-mounting Tab Header	
					Panel Type	Free-Hanging Type	L Fittings	Horizontal Type	Vertical Type
3	Black	X	1-178288-3	Gold	1-178802-3	1-177648-3	S	1-178293-2	1-178313-2
				Gold				1-178293-3	1-178313-3
				Tin				1-178293-5	1-178313-5
	Natural	X	—	Tin	—	—	S	—	6-178313-5
	Black	Y	2-178288-3	Gold	2-178802-3	2-177648-3	S	2-178293-2	2-178313-2
				Gold				2-178293-3	2-178313-3
Tin				2-178293-5				2-178313-5	
4	Black	X	1-178288-4	Gold	—	—	—	1-178294-2	1-178314-2
				Gold				1-178294-3	1-178314-3
				Tin				1-178294-5	1-178314-5
	Black	Y	2-178288-4	Gold	—	—	—	2-178294-2	2-178314-2
				Gold				2-178294-3	2-178314-3
				Tin				—	2-178314-5
5	Black	X	1-178288-5	Gold	1-178802-5	1-177648-5	L	1-178295-2	1-178315-2
				Gold				1-178295-3	1-178315-3
				Tin				1-178295-5	1-178315-5
	Black	X	1-178288-6	Gold	—	—	—	1-178296-2	1-178316-2
				Gold				1-178296-3	1-178316-3
				Tin				1-178296-5	1-178316-5
Black	Y	2-178288-6	Gold	—	—	—	2-178296-2	2-178316-2	
			Gold				—	2-178316-3	
			Tin				—	2-178316-5	
8	Black	X	1-178288-7	Gold	1-178802-7	1-177648-7	L	1-178297-2	1-178317-2
				Gold				1-178297-3	1-178317-3
				Tin				1-178297-5	1-178317-5
	Black	X	1-178288-8	Gold	1-178802-8	1-177648-8	L	1-178298-2	1-178318-2
				Gold				1-178298-3	1-178318-3
				Tin				1-178298-5	1-178318-5
Black	Y	2-178288-8	Gold	2-178802-8	2-177648-8	L	2-178298-3	2-178318-2	

Information about related products

Applicable Contact Refer to P.375
 Performance Specifications... Refer to P.372
 Accessory..... Refer to P.442

Mating Dimensions

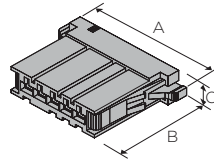


Dynamic Series Connectors

D-3100S — Standard 1 Row Type

Dimensions

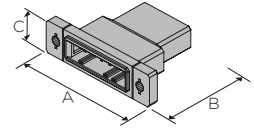
■ Receptacle Housing



No. of Pos.	Keying	Plating	Color	Part Number	Dimensions		
					A	B	C
3	X	—	Black	1-178288-3	26.8	22.8	7.2
	Y	—	Black	2-178288-3			
4	X	—	Black	1-178288-4	30.6	22.8	7.2
	Y	—	Black	2-178288-4			
5	X	—	Black	1-178288-5	34.4	22.8	7.2
6	X	—	Black	1-178288-6	38.2	22.8	7.2
	Y	—	Black	2-178288-6			
8	X	—	Black	1-178288-7	45.8	22.8	7.2
10	X	—	Black	1-178288-8	53.4	22.8	7.2
	Y	—	Black	2-178288-8			

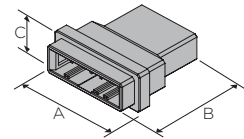
■ Tab Housing

Panel Type



No. of Pos.	Keying	Plating	Color	Part Number	Dimensions		
					A	B	C
3	X	—	Black	1-178802-3	40.0	33.6	12.7
	Y	—	Black	2-178802-3			
5	X	—	Black	1-178802-5	47.0	33.6	12.7
8	X	—	Black	1-178802-7	59.0	33.6	12.7
10	X	—	Black	1-178802-8	67.0	33.6	12.7
	Y	—	Black	2-178802-8			

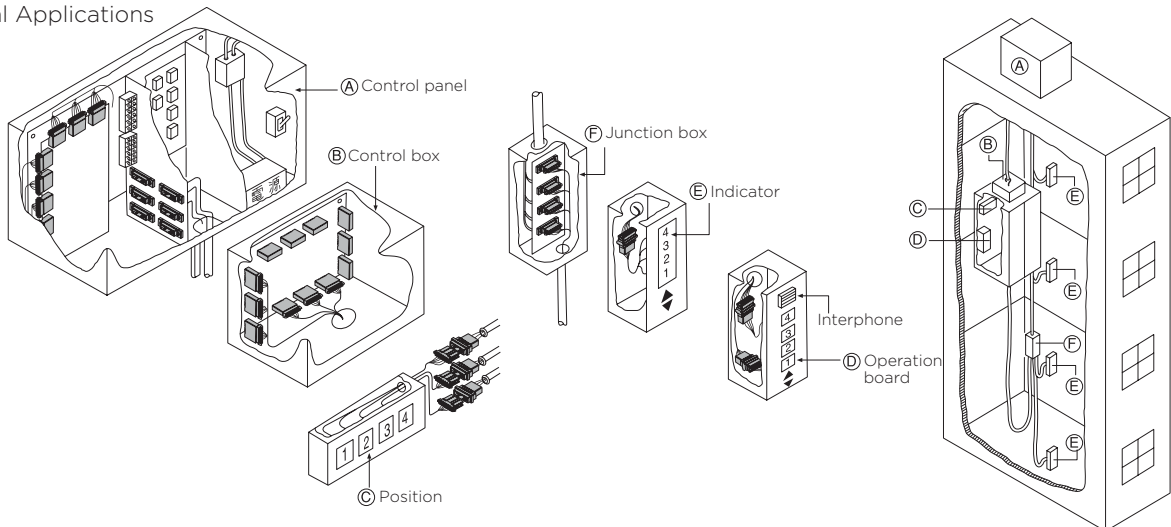
Free-Hanging Type



No. of Pos.	Keying	Plating	Color	Part Number	Dimensions		
					A	B	C
3	X	—	Black	1-177648-3	25.6	33.6	12.7
	Y	—	Black	2-177648-3			
5	X	—	Black	1-177648-5	33.2	33.6	12.7
8	X	—	Black	1-177648-7	44.6	33.6	12.7
10	X	—	Black	1-177648-8	52.2	33.6	12.7
	Y	—	Black	2-177648-8			

Application

Elevator-Typical Applications

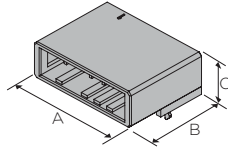


Dynamic Series Connectors

D-3100S — Standard 1 Row Type

■ Board-mounting Tab Header

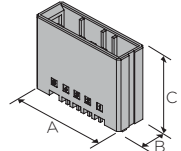
Horizontal Type



No. of Pos.	Keying	Plating	Color	Part Number	Dimensions		
					A	B	C
3	X	Gold	Black	1-178293-2	21.6	22.1	10.9
		Gold	Black	1-178293-3			
		Tin	Black	1-178293-5			
	Y	Gold	Black	2-178293-2			
		Gold	Black	2-178293-3			
		Tin	Black	2-178293-5			
4	X	Gold	Black	1-178294-2	25.4	22.1	10.9
		Gold	Black	1-178294-3			
	Y	Gold	Black	2-178294-2			
		Gold	Black	2-178294-3			
5	X	Gold	Black	1-178295-2	29.2	22.1	10.9
		Gold	Black	1-178295-3			
		Tin	Black	1-178295-5			
6	X	Gold	Black	1-178296-2	33.1	22.1	10.9
		Gold	Black	1-178296-3			
		Tin	Black	1-178296-5			
Y	Gold	Black	2-178296-2				
	8	X	Gold	Black	1-178297-2	40.7	22.1
Gold			Black	1-178297-3			
Tin			Black	1-178297-5			
10	X	Gold	Black	1-178298-2	48.3	22.1	10.9
		Gold	Black	1-178298-3			
		Tin	Black	1-178298-5			
	Y	Gold	Black	2-178298-3			
		Gold	Black	2-178298-3			

■ Board-mounting Tab Header

Vertical Type

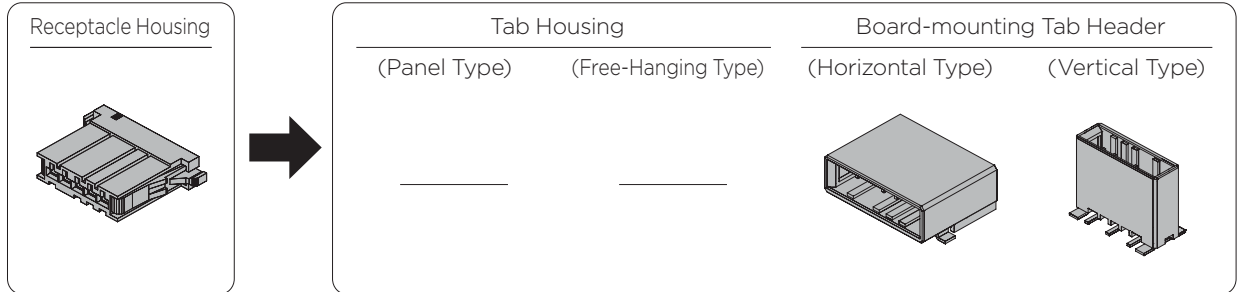


No. of Pos.	Keying	Plating	Color	Part Number	Dimensions		
					A	B	C
3	X	Gold	Black	1-178313-2	21.6	9.4	21.6
		Gold	Black	1-178313-3			
		Tin	Black	1-178313-5			
	Y	Gold	Natural	6-178313-5			
		Gold	Black	2-178313-2			
		Tin	Black	2-178313-3			
4	X	Gold	Black	1-178314-2	25.4	9.4	21.6
		Gold	Black	1-178314-3			
		Tin	Black	1-178314-5			
	Y	Gold	Black	2-178314-2			
		Gold	Black	2-178314-3			
		Tin	Black	2-178314-5			
5	X	Gold	Black	1-178315-2	29.2	9.4	21.6
		Gold	Black	1-178315-3			
		Tin	Black	1-178315-5			
6	X	Gold	Black	1-178316-2	33.1	9.4	21.6
		Gold	Black	1-178316-3			
		Tin	Black	1-178316-5			
	Y	Gold	Black	2-178316-2			
		Gold	Black	2-178316-3			
		Tin	Black	2-178316-5			
8	X	Gold	Black	1-178317-2	40.7	9.4	21.6
		Gold	Black	1-178317-3			
		Tin	Black	1-178317-5			
10	X	Gold	Black	1-178318-2	48.3	9.4	21.6
		Gold	Black	1-178318-3			
		Tin	Black	1-178318-5			
	Y	Gold	Black	2-178318-2			
		Gold	Black	2-178318-2			

Dynamic Series Connectors

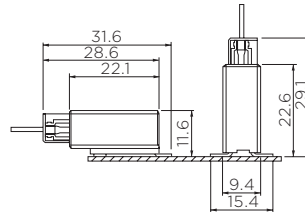
D-3100S — SMT Type

Part Number Chart



No. of Pos.	Color	Keying	Receptacle Housing	Plating	Tab Housing		Board-mounting Tab Header	
					Panel Type	Free-Hanging Type	Horizontal Type	Vertical Type
5	Black	X	1-178288-5	Gold	—	—	1-177662-2	1-177665-2
8	Black	X	1-178288-7	Gold	—	—	1-179188-2	—
					—	—	1-179188-3	

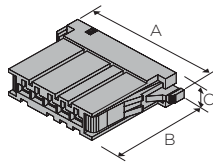
Mating Dimensions



Horizontal/Vertical Type

Dimensions

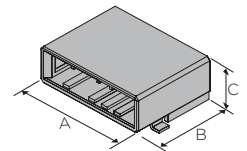
■ Receptacle Housing



No. of Pos.	Keying	Plating	Color	Part Number	Dimensions		
					A	B	C
5	X	—	Black	1-178288-5	34.4	22.8	7.2
8	X	—	Black	1-178288-7	45.8	22.8	7.2

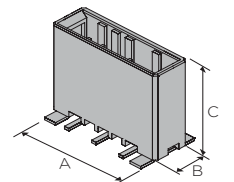
■ Board-mounting Tab Header

Horizontal Type



No. of Pos.	Keying	Plating	Color	Part Number	Dimensions		
					A	B	C
5	X	Gold	Black	1-177662-2	29.2	22.1	11.6
8	X	Gold	Black	1-179188-2	40.7	22.1	11.6
		Gold	Black	1-179188-3			

Vertical Type



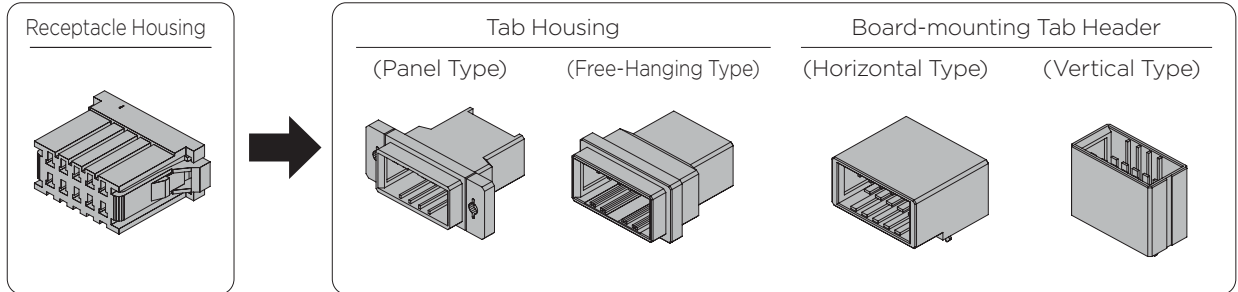
No. of Pos.	Keying	Plating	Color	Part Number	Dimensions		
					A	B	C
5	X	Gold	Black	1-177665-2	29.2	9.4	22.6

Note: All Part Numbers are RoHS compliant.

Dynamic Series Connectors

D-3100D — Standard 2 Row Type

Part Number Chart

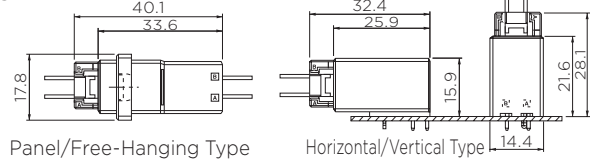


No. of Pos.	Color	Keying	Receptacle Housing	Plating	Tab Housing		Board-mounting Tab Header		
					Panel Type	Free-Hanging Type	L Fittings	Horizontal Type	Vertical Type
6	Black	X	178289-3	Gold	178803-3	178964-3	S	178303-2	178323-2
				Gold				178303-3	178323-3
				Tin				178303-5	178323-5
8	Black	X	178289-4	Gold	—	178964-4	S	1717412-2	1903601-2
				Tin				—	1903601-5
10	Black	X	178289-5	Gold	178803-5	178964-5	L	178305-2	178325-2
				Gold				178305-3	178325-3
				Tin				178305-5	178325-5
12	Black	X	178289-6	Gold	178803-6	178964-6	L	178306-2	178326-2
				Gold				178306-3	178326-3
				Tin				178306-5	178326-5
16	Black	X	178289-7	Gold	178803-7	178964-7	L	178307-2	178327-2
				Gold				178307-3	178327-3
				Tin				178307-5	178327-5
20	Black	X	178289-8	Gold	178803-8	178964-8	L	178308-2	178328-2
				Gold				178308-3	178328-3
				Tin				178308-5	178328-5

Information about related products

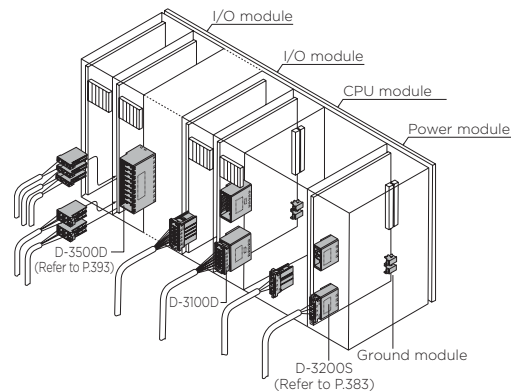
Applicable Contact Refer to P.375
Performance Specifications... Refer to P.372
Accessory..... Refer to P.442

Mating Dimensions



Application

Example of application for programmable controller

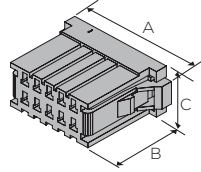


Dynamic Series Connectors

D-3100D — Standard 2 Row Type

Dimensions

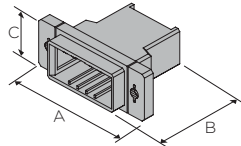
■ Receptacle Housing



No. of Pos.	Key-ing	Plat-ing	Color	Part Number	Dimensions		
					A	B	C
6	X	—	Black	178289-3	24.4	22.8	12.5
8	X	—	Black	178289-4	28.2	22.8	12.5
10	X	—	Black	178289-5	32.0	22.8	12.5
12	X	—	Black	178289-6	35.8	22.8	12.5
16	X	—	Black	178289-7	42.7	22.8	12.5
20	X	—	Black	178289-8	51.0	22.8	12.5

■ Tab Housing

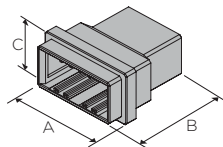
Panel Type



No. of Pos.	Key-ing	Plat-ing	Color	Part Number	Dimensions		
					A	B	C
6	X	—	Black	178803-3	40.0	33.6	17.8
10	X	—	Black	178803-5	47.0	33.6	17.8
12	X	—	Black	178803-6	51.0	33.6	17.8
16	X	—	Black	178803-7	59.0	33.6	17.8
20	X	—	Black	178803-8	67.0	33.6	17.8

■ Tab Housing

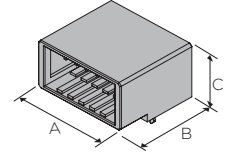
Free-Hanging Type



No. of Pos.	Key-ing	Plat-ing	Color	Part Number	Dimensions		
					A	B	C
6	X	—	Black	178964-3	25.6	33.6	17.8
8	X	—	Black	178964-4	29.4	33.6	17.8
10	X	—	Black	178964-5	33.2	33.6	17.8
12	X	—	Black	178964-6	37.0	33.6	17.8
16	X	—	Black	178964-7	44.6	33.6	17.8
20	X	—	Black	178964-8	52.2	33.6	17.8

■ Board-mounting Tab Header

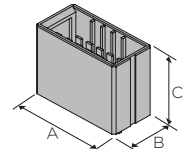
Horizontal Type



No. of Pos.	Key-ing	Plat-ing	Color	Part Number	Dimensions		
					A	B	C
6	X	Gold	Black	178303-2	21.6	25.9	15.9
	X	Gold	Black	178303-3			
	X	Tin	Black	178303-5			
8	X	Gold	Black	1717412-2	25.4	25.9	15.9
	X	Gold	Black	1717412-3			
10	X	Gold	Black	178305-2	29.2	25.9	15.9
	X	Gold	Black	178305-3			
	X	Tin	Black	178305-5			
12	X	Gold	Black	178306-2	33.1	25.9	15.9
	X	Gold	Black	178306-3			
	X	Tin	Black	178306-5			
16	X	Gold	Black	178307-2	40.7	25.9	15.9
	X	Gold	Black	178307-3			
	X	Tin	Black	178307-5			
20	X	Gold	Black	178308-2	48.3	25.9	15.9
	X	Gold	Black	178308-3			
	X	Tin	Black	178308-5			

■ Board-mounting Tab Header

Vertical Type

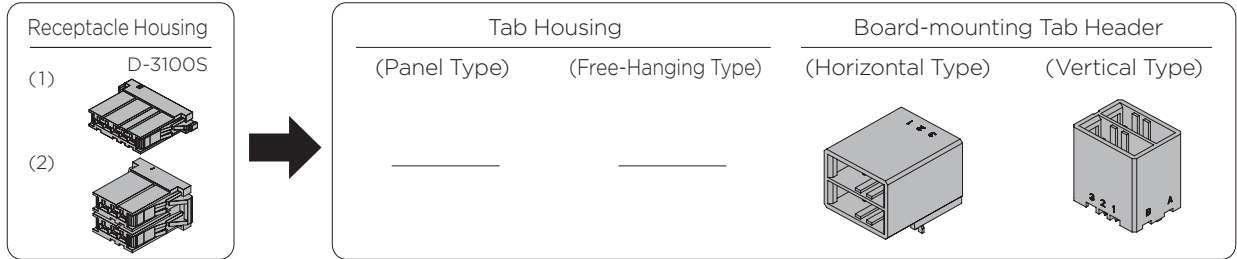


No. of Pos.	Key-ing	Plat-ing	Color	Part Number	Dimensions		
					A	B	C
6	X	Gold	Black	178323-2	21.6	14.4	21.6
	X	Gold	Black	178323-3			
	X	Tin	Black	178323-5			
8	X	Gold	Black	1903601-2	25.4	14.4	21.6
	X	Tin	Black	1903601-5			
10	X	Gold	Black	178325-2	29.2	14.4	21.6
	X	Gold	Black	178325-3			
	X	Tin	Black	178325-5			
12	X	Gold	Black	178326-2	33.1	14.4	21.6
	X	Gold	Black	178326-3			
16	X	Tin	Black	178326-5	40.7	14.4	21.6
	X	Gold	Black	178327-2			
20	X	Gold	Black	178327-3	48.3	14.4	21.6
	X	Tin	Black	178327-5			
20	X	Gold	Black	178328-2	48.3	14.4	21.6
	X	Gold	Black	178328-3			
	X	Tin	Black	178328-5			

Dynamic Series Connectors

D-3100M — Standard Modular 2 Row Type

Part Number Chart

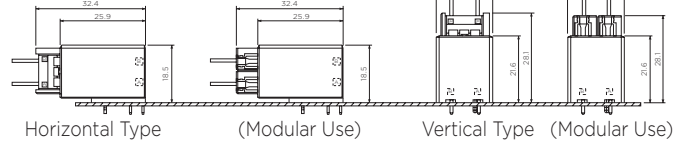


No. of Pos.	Color	Keying	Receptacle Housing (Use any listed below)		Plating	Tab Housing		Board-mounting Tab Header	
			1 Row 3 position (1)	2 Row 6 position (2)		Panel Type	Free-Hanging Type	Horizontal Type	Vertical Type
6	Black	XX	1-178288-3 (2 pcs)	1-178127-6 (1 pcs)	Gold	—	—	1-178137-2	1-178141-2
					Gold	—	—	1-178137-3	1-178141-3
					Tin	—	—	1-178137-5	1-178141-5
	Black	YY	2-178288-3 (2 pcs)	2-178127-6 (1 pcs)	Gold	—	—	2-178137-2	—
					Tin	—	—	2-178137-5	
					Gold	—	—	3-178137-2	
Black	XY	1-178288-3 (1 pcs) 2-178288-3 (1 pcs)	3-178127-6 (1 pcs)	Gold	—	—	3-178137-2	3-178141-2	
				Gold	—	—	3-178137-3	3-178141-3	
				Tin	—	—	3-178137-5	3-178141-5	

Information about related products

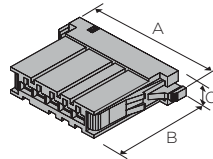
Applicable Contact Refer to P.375
Performance Specifications... Refer to P.372

Mating Dimensions

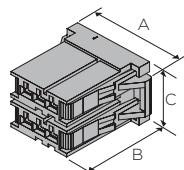


Dimensions

■ Receptacle Housing



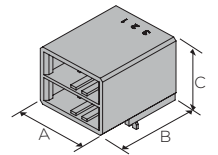
No. of Pos.	Keying	Plating	Color	Part Number	Dimensions		
					A	B	C
3	X	—	Black	1-178288-3	26.8	22.8	7.2
	Y	—	Black	2-178288-3			



No. of Pos.	Keying	Plating	Color	Part Number	Dimensions		
					A	B	C
6	XX	—	Black	1-178127-6	24.8	22.8	14.8
		—	Black	2-178127-6			
		—	Black	3-178127-6			

■ Board-mounting Tab Header

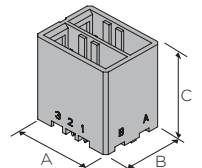
Horizontal Type



No. of Pos.	Keying	Plating	Color	Part Number	Dimensions		
					A	B	C
6	XX	Gold	Black	1-178137-2	21.6	25.9	18.5
		Gold	Black	1-178137-3			
		Tin	Black	1-178137-5			
	YY	Gold	Black	2-178137-2			
		Tin	Black	2-178137-5			
		Gold	Black	3-178137-2			
XY	Gold	Black	3-178137-3				
	Tin	Black	3-178137-5				

■ Board-mounting Tab Header

Vertical Type

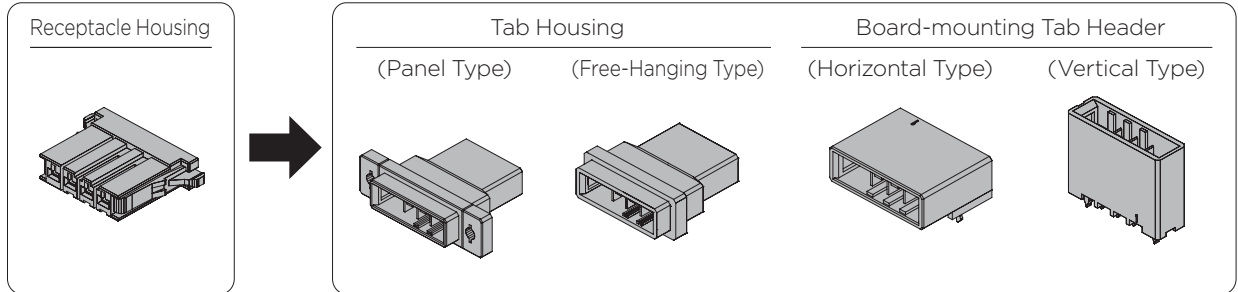


No. of Pos.	Keying	Plating	Color	Part Number	Dimensions		
					A	B	C
6	XX	Gold	Black	1-178141-2	21.6	17.0	21.6
		Gold	Black	1-178141-3			
		Tin	Black	1-178141-5			
	XY	Gold	Black	3-178141-2			
		Gold	Black	3-178141-3			
		Tin	Black	3-178141-5			

Dynamic Series Connectors

D-3200S — High-Voltage 2 Row Type

Part Number Chart



No. of Pos.	Color	Keying	Receptacle Housing	Plating	Tab Housing			Board-mounting Tab Header				
					Panel Type	Free-Hanging Type	L Fittings	Horizontal Type	Vertical Type			
2	Black	X	1-178128-2	Gold	1-179553-2	1-179552-2	S	1-179276-2	1-917337-2			
				Gold				1-179276-3	1-917337-3			
				Tin				1-179276-5	1-917337-5			
	Black	Y	2-178128-2	Gold	2-179553-2	2-179552-2	S	2-179276-2	2-917337-2			
				Gold				2-179276-3	2-917337-3			
				Tin				—	2-917337-5			
3	Black	X	1-178128-3	Gold	1-179553-3	1-179552-3	S	1-178138-2	1-178136-2			
				Gold				1-178138-3	1-178136-3			
				Tin				1-178138-5	1-178136-5			
	Black	Y	2-178128-3	Gold	2-179553-3	2-179552-3	S	2-178138-2	2-178136-2			
				Gold				2-178138-3	2-178136-3			
				Tin				2-178138-5	2-178136-5			
	Black	Z	3-178128-3	Tin	—	—	—	—	3-178136-5			
				Black	X	1-178128-4	Gold	1-179553-4	1-179552-4	S	1-179277-2	1-917338-2
							Gold				1-179277-3	1-917338-3
Tin	1-179277-5	1-917338-5										
Black	Y	2-178128-4	Gold	2-179553-4	2-179552-4	S	2-179277-2	2-917338-2				
			Gold				2-179277-3	2-917338-3				
			Tin				2-179277-5	2-917338-5				
5	Black	X	1-178128-5	Gold	—	—	—	1-316130-2	1-316132-2			
				Gold				1-316130-3	1-316132-3			
				Tin				1-316130-5	1-316132-5			
	Black	Y	2-178128-5	Gold	—	—	—	—	2-316132-2			
				Gold				2-316130-3	2-316132-3			
				Tin				—	2-316132-5			
6	Black	X	1-178128-6	Gold	—	—	—	1-316131-2	1-316133-2			
				Gold				1-316131-3	1-316133-3			
				Tin				1-316131-5	1-316133-5			
	Black	Y	2-178128-6	Gold	—	—	—	2-316131-2	2-316133-2			
				Gold				—	2-316133-3			

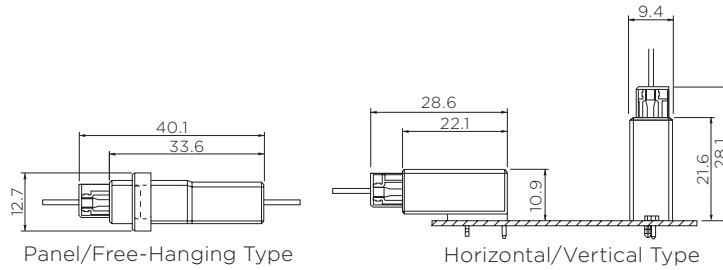
Information about related products

Applicable Contact Refer to P.375
 Performance Specifications... Refer to P.372
 Accessory..... Refer to P.442

Dynamic Series Connectors

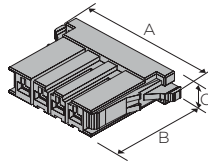
D-3200S — High-Voltage 2 Row Type

Mating Dimensions



Dimensions

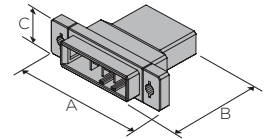
■ Receptacle Housing



No. of Pos.	Keying	Plating	Color	Part Number	Dimensions		
					A	B	C
2	X	—	Black	1-178128-2	24.6	22.8	7.2
	Y	—	Black	2-178128-2			
3	X	—	Black	1-178128-3	29.7	22.8	7.2
	Y	—	Black	2-178128-3			
	Z	—	Black	3-178128-3			
4	X	—	Black	1-178128-4	34.8	22.8	7.2
	Y	—	Black	2-178128-4			
5	X	—	Black	1-178128-5	39.9	22.8	7.2
	Y	—	Black	2-178128-5			
6	X	—	Black	1-178128-6	45.0	22.8	7.2
	Y	—	Black	2-178128-6			

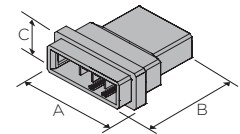
■ Tab Housing

Panel Type



No. of Pos.	Keying	Plating	Color	Part Number	Dimensions		
					A	B	C
2	X	—	Black	1-179553-2	36.8	33.6	12.7
	Y	—	Black	2-179553-2			
3	X	—	Black	1-179553-3	41.9	33.6	12.7
	Y	—	Black	2-179553-3			
4	X	—	Black	1-179553-4	47.0	33.6	12.7
	Y	—	Black	2-179553-4			

Free-Hanging Type



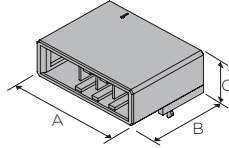
No. of Pos.	Keying	Plating	Color	Part Number	Dimensions		
					A	B	C
2	X	—	Black	1-179552-2	23.0	33.6	12.7
	Y	—	Black	2-179552-2			
3	X	—	Black	1-179552-3	28.1	33.6	12.7
	Y	—	Black	2-179552-3			
4	X	—	Black	1-179552-4	33.2	33.6	12.7
	Y	—	Black	2-179552-4			

Dynamic Series Connectors

D-3200S — High-Voltage 2 Row Type

■ Board-mounting Tab Header

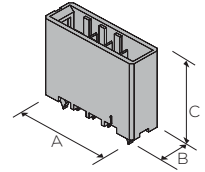
Horizontal Type



No. of Pos.	Keying	Plating	Color	Part Number	Dimensions		
					A	B	C
2	X	Gold	Black	1-179276-2	19.1	22.1	10.9
		Gold	Black	1-179276-3			
		Tin	Black	1-179276-5			
	Y	Gold	Black	2-179276-2			
		Gold	Black	2-179276-3			
		Gold	Black	2-179276-5			
3	X	Gold	Black	1-178138-2	24.2	22.1	10.9
		Gold	Black	1-178138-3			
		Tin	Black	1-178138-5			
	Y	Gold	Black	2-178138-2			
		Gold	Black	2-178138-3			
		Tin	Black	2-178138-5			
4	X	Gold	Black	1-179277-2	29.2	22.1	10.9
		Gold	Black	1-179277-3			
		Tin	Black	1-179277-5			
	Y	Gold	Black	2-179277-2			
		Gold	Black	2-179277-3			
		Tin	Black	2-179277-5			
5	X	Gold	Black	1-316130-2	34.3	22.1	10.9
		Gold	Black	1-316130-3			
		Tin	Black	1-316130-5			
	Y	Gold	Black	2-316130-3			
		Gold	Black	1-316131-2			
		Gold	Black	1-316131-3			
6	X	Tin	Black	1-316131-5	39.4	22.1	10.9
		Gold	Black	2-316131-2			
		Gold	Black	2-316131-5			
	Y	Gold	Black	1-316132-2			
		Gold	Black	1-316132-3			
		Tin	Black	1-316132-5			

■ Board-mounting Tab Header

Vertical Type

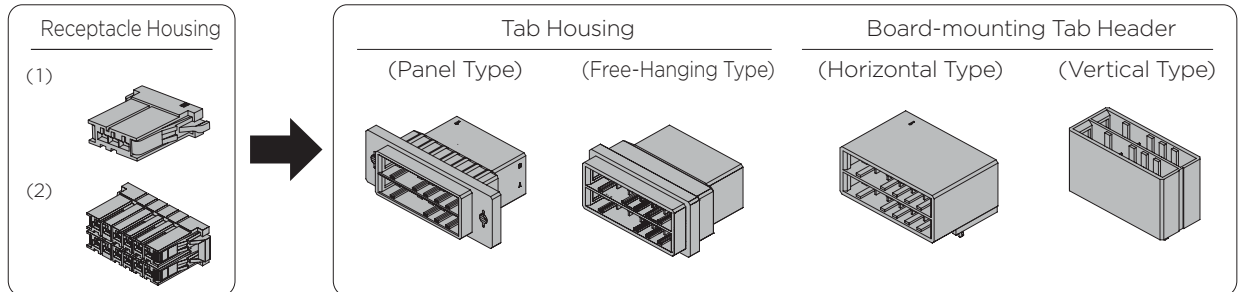


No. of Pos.	Keying	Plating	Color	Part Number	Dimensions		
					A	B	C
2	X	Gold	Black	1-917337-2	19.1	9.4	21.6
		Gold	Black	1-917337-3			
		Tin	Black	1-917337-5			
	Y	Gold	Black	2-917337-2			
		Gold	Black	2-917337-3			
		Tin	Black	2-917337-5			
3	X	Gold	Black	1-178136-2	24.2	9.4	21.6
		Gold	Black	1-178136-3			
		Tin	Black	1-178136-5			
	Y	Gold	Black	2-178136-2			
		Gold	Black	2-178136-3			
		Tin	Black	2-178136-5			
Z	Tin	Black	3-178136-5				
4	X	Gold	Black	1-917338-2	29.2	9.4	21.6
		Gold	Black	1-917338-3			
		Tin	Black	1-917338-5			
	Y	Gold	Black	2-917338-2			
		Gold	Black	2-917338-3			
		Tin	Black	2-917338-5			
5	X	Gold	Black	1-316132-2	34.3	9.4	21.6
		Gold	Black	1-316132-3			
		Tin	Black	1-316132-5			
	Y	Gold	Black	2-316132-2			
		Gold	Black	2-316132-3			
		Tin	Black	2-316132-5			
6	X	Gold	Black	1-316133-2	39.4	9.4	21.6
		Gold	Black	1-316133-3			
		Tin	Black	1-316133-5			
	Y	Gold	Black	2-316133-2			
		Gold	Black	2-316133-3			
		Gold	Black	2-316133-5			

Dynamic Series Connectors

D-3200M — High-Voltage Modular 2 Row Type

Part Number Chart



No. of Pos.	Color	Keying	Receptacle Housing (2)	Plating	Tab Housing			Board-mounting Tab Header	
					Panel Type	Free-Hanging Type	L Fittings	Horizontal Type	Vertical Type
6	—	XX	1-178129-6	Gold	1-179555-3	1-179554-3	S	1-178139-2	1-178140-2
				Gold			S	1-178139-3	1-178140-3
				Tin			S	1-178139-5	1-178140-5
	—	YY	2-178129-6	Gold	2-179555-3	2-179554-3	S	2-178139-2	2-178140-2
				Gold			S	2-178139-3	2-178140-3
				Tin			S	2-178139-5	2-178140-5
	—	XY	3-178129-6	Gold	3-179555-3	3-179554-3	S	3-178139-2	3-178140-2
				Gold			S	3-178139-3	3-178140-3
				Tin			S	3-178139-5	3-178140-5
	—	YX	* (1)	Gold	—	—	—	4-178139-2	—
	—	ZX	* (1)	Tin	—	—	—	6-178139-5	—
	10	—	XX	1-917659-5	Gold	—	—	—	1-316080-2
Gold					1-316080-3				1-917657-3
Tin					1-316080-5				1-917657-5
—		YY	2-917659-5	Gold	—	—	—	2-316080-2	2-917657-2
				Gold				2-316080-3	2-917657-3
				Tin				2-316080-5	2-917657-5
—		XY	3-917659-5	Gold	—	—	—	3-316080-2	3-917657-2
				Gold				3-316080-3	3-917657-3
				Tin				3-316080-5	3-917657-5
12	—	XX	1-917659-6	Gold	1-179555-6	1-179554-6	L	1-316081-2	1-917658-2
				Gold				1-316081-3	1-917658-3
				Tin				1-316081-5	1-917658-5
	—	YY	2-917659-6	Gold	2-179555-6	2-179554-6	L	2-316081-2	2-917658-2
				Gold				2-316081-3	2-917658-3
				Tin				2-316081-5	2-917658-5
	—	XY	3-917659-6	Gold	3-179555-6	3-179554-6	L	3-316081-2	3-917658-2
				Gold				3-316081-3	3-917658-3
				Tin				—	3-917658-5
20	—	XX	1-917659-8	—	1-179555-8	—	—	—	

Information about related products

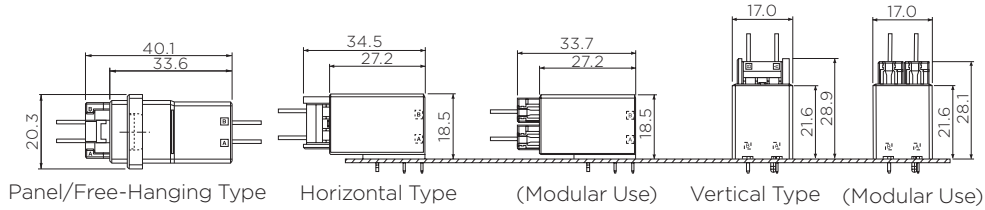
Applicable Contact Refer to P.375
 Performance Specifications... Refer to P.372
 Accessory..... Refer to P.442

*(1) Refer to receptacle and housing on page 383 for D-3200S. Use 1-178128-3 or 3-178128-3.

Dynamic Series Connectors

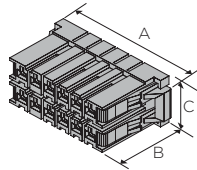
D-3200M — High-Voltage Modular 2 Row Type

Mating Dimensions



Dimensions

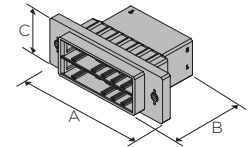
■ Receptacle Housing



No. of Pos.	Keying	Plating	Color	Part Number	Dimensions		
					A	B	C
6	XX	—	Black	1-178129-6	27.3	22.8	14.8
	YY	—	Black	2-178129-6			
	XY	—	Black	3-178129-6			
10	XX	—	Black	1-917659-5	37.5	22.8	14.8
	YY	—	Black	2-917659-5			
	XY	—	Black	3-917659-5			
12	XX	—	Black	1-917659-6	42.5	22.8	14.8
	YY	—	Black	2-917659-6			
	XY	—	Black	3-917659-6			
20	XX	—	Black	1-917659-8	62.9	22.8	14.8

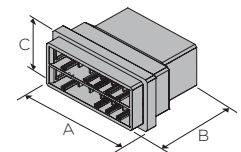
■ Tab Housing

Panel Type



No. of Pos.	Keying	Plating	Color	Part Number	Dimensions		
					A	B	C
6	XX	—	Black	1-179555-3	41.9	33.6	20.3
	YY	—	Black	2-179555-3			
	XY	—	Black	3-179555-3			
12	XX	—	Black	1-179555-6	57.9	33.6	20.3
	YY	—	Black	2-179555-6			
	XY	—	Black	3-179555-6			
20	XX	—	Black	1-179555-8	78.2	33.6	20.3

Free-Hanging Type



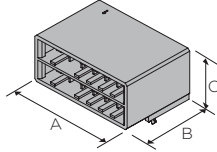
No. of Pos.	Keying	Plating	Color	Part Number	Dimensions		
					A	B	C
6	XX	—	Black	1-179554-3	28.1	33.6	20.3
	YY	—	Black	2-179554-3			
	XY	—	Black	3-179554-3			
12	XX	—	Black	1-179554-6	43.4	33.6	20.3
	YY	—	Black	2-179554-6			
	XY	—	Black	3-179554-6			

Dynamic Series Connectors

D-3200M — High-Voltage Modular 2 Row Type

■ Board-mounting Tab Header

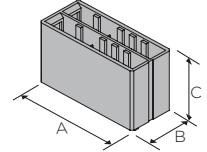
Horizontal Type



No. of Pos.	Keying	Plating	Color	Part Number	Dimensions						
					A	B	C				
6	XX	Gold	Black	1-178139-2	24.2	27.2	18.5				
		Gold	Black	1-178139-3							
		Tin	Black	1-178139-5							
	YY	Gold	Black	2-178139-2							
		Gold	Black	2-178139-3							
		Tin	Black	2-178139-5							
	XY	Gold	Black	3-178139-2							
		Gold	Black	3-178139-3							
		Tin	Black	3-178139-5							
	YX	Gold	Black	4-178139-2							
		ZX	Tin	Black				6-178139-5			
	10	XX	Gold	Black				1-316080-2	34.3	27.2	18.5
Gold			Black	1-316080-3							
Tin			Black	1-316080-5							
YY		Gold	Black	2-316080-2							
		Gold	Black	2-316080-3							
		Tin	Black	2-316080-5							
XY		Gold	Black	3-316080-2							
		Gold	Black	3-316080-3							
		Tin	Black	3-316080-5							
12		XX	Gold	Black	1-316081-2	39.4	27.2	18.5			
			Gold	Black	1-316081-3						
			Tin	Black	1-316081-5						
	YY	Gold	Black	2-316081-2							
		Gold	Black	2-316081-3							
		Tin	Black	2-316081-5							
	XY	Gold	Black	3-316081-2							
		Gold	Black	3-316081-3							
		Gold	Black	3-316081-5							

■ Board-mounting Tab Header

Vertical Type

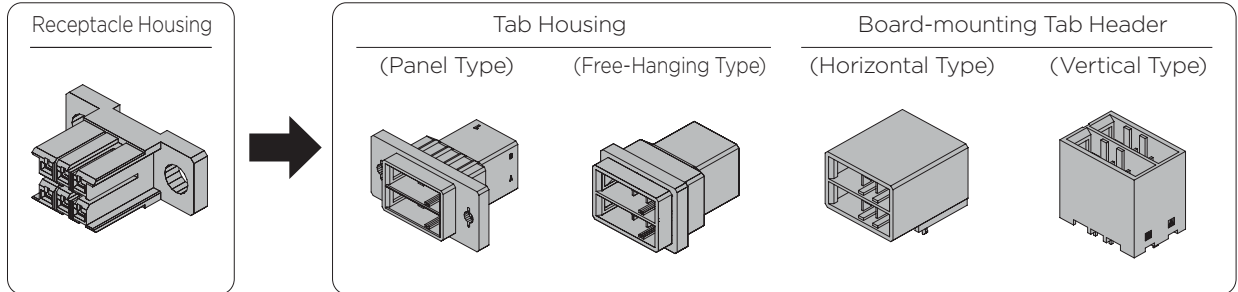


No. of Pos.	Keying	Plating	Color	Part Number	Dimensions		
					A	B	C
6	XX	Gold	Black	1-178140-2	24.2	17.0	21.6
		Gold	Black	1-178140-3			
		Tin	Black	1-178140-5			
	YY	Gold	Black	2-178140-2			
		Gold	Black	2-178140-3			
		Tin	Black	2-178140-5			
	XY	Gold	Black	3-178140-2			
		Gold	Black	3-178140-3			
		Tin	Black	3-178140-5			
10	XX	Gold	Black	1-917657-2	34.3	17.0	21.6
		Gold	Black	1-917657-3			
		Tin	Black	1-917657-5			
	YY	Gold	Black	2-917657-2			
		Gold	Black	2-917657-3			
		Tin	Black	2-917657-5			
	XY	Gold	Black	3-917657-2			
		Gold	Black	3-917657-3			
		Tin	Black	3-917657-5			
12	XX	Gold	Black	1-917658-2	39.4	17.0	21.6
		Gold	Black	1-917658-3			
		Tin	Black	1-917658-5			
	YY	Gold	Black	2-917658-2			
		Gold	Black	2-917658-3			
		Tin	Black	2-917658-5			
	XY	Gold	Black	3-917658-2			
		Gold	Black	3-917658-3			
		Tin	Black	3-917658-5			

Dynamic Series Connectors

D-3200M — High-Voltage Drawer 2 Row Type

Part Number Chart



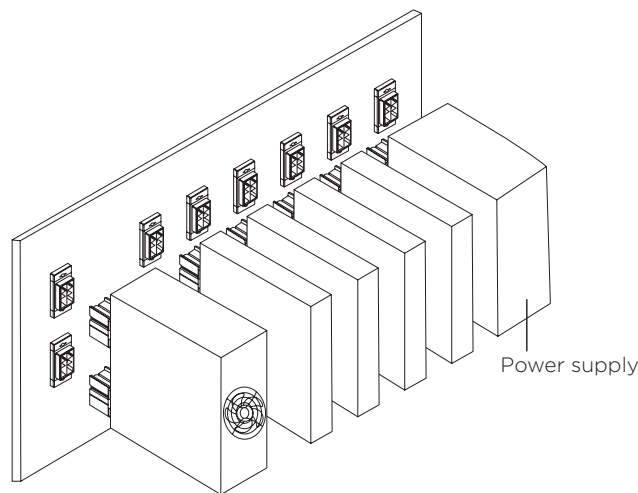
No. of Pos.	Color	Keying	Receptacle Housing	Plating	Tab Housing		Board-mounting Tab Header	
					Panel Type	Free-Hanging Type	Horizontal Type	Vertical Type
6	Black	XX	1-917266-3	Gold	1-179555-3	1-179554-3	1-178139-2	1-178140-2
				Gold			1-178139-3	1-178140-3
				Tin			1-178139-5	1-178140-5

Information about related products

Applicable Contact Refer to P.375
 Performance Specifications ... Refer to P.372
 Accessory Refer to P.442

Application

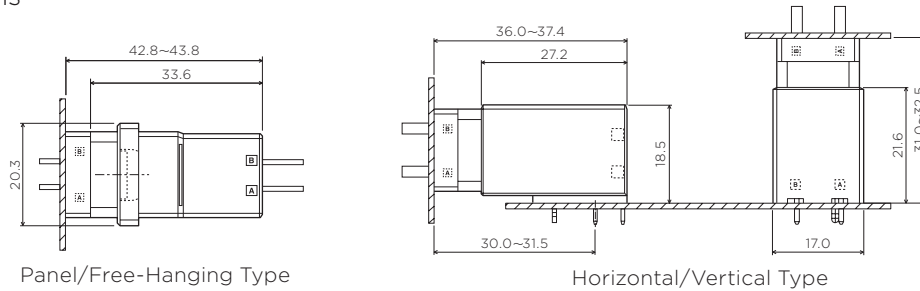
Example of application in compact disc device



Dynamic Series Connectors

D-3200M — High-Voltage Drawer 2 Row Type

Mating Dimensions

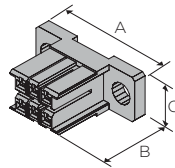


Panel/Free-Hanging Type

Horizontal/Vertical Type

Dimensions

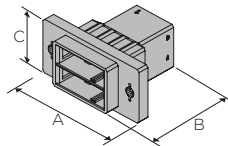
■ Receptacle Housing (Drawer Type)



No. of Pos.	Keying	Plating	Color	Part Number	Dimensions		
					A	B	C
6	XX	—	Black	1-917266-3	40.0	25.7	15.4

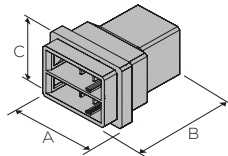
■ Tab Housing

Panel Type



No. of Pos.	Keying	Plating	Color	Part Number	Dimensions		
					A	B	C
6	XX	—	Black	1-179555-3	41.9	33.6	20.3

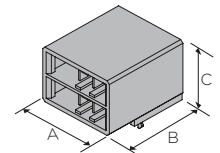
Free-Hanging Type



No. of Pos.	Keying	Plating	Color	Part Number	Dimensions		
					A	B	C
6	XX	—	Black	1-179554-3	28.1	33.6	20.3

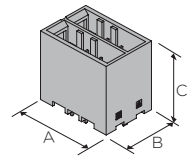
■ Board-mounting Tab Header

Horizontal Type



No. of Pos.	Keying	Plating	Color	Part Number	Dimensions		
					A	B	C
6	XX	Gold	Black	1-178139-2	24.2	27.2	18.5
		Gold	Black	1-178139-3			
		Tin	Black	1-178139-5			

Vertical Type

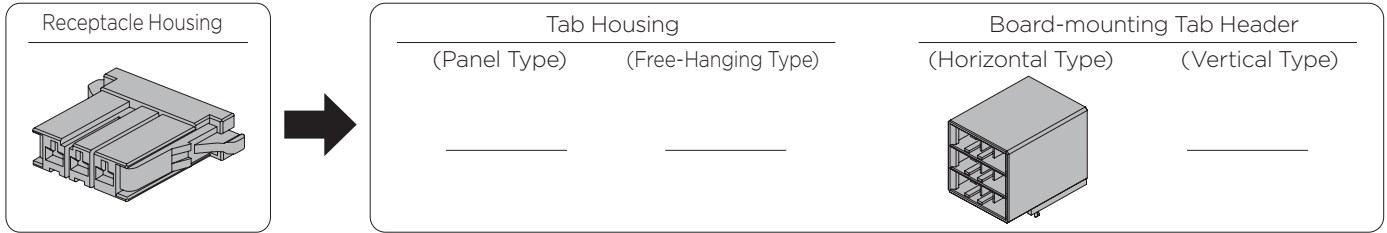


No. of Pos.	Keying	Plating	Color	Part Number	Dimensions		
					A	B	C
6	XX	Gold	Black	1-178140-2	24.2	17.0	21.6
		Gold	Black	1-178140-3			
		Tin	Black	1-178140-5			

Dynamic Series Connectors

D-3200T — High-Voltage Modular 3 Row Type

Part Number Chart



Receptacle Housing (Up to a total of 9 positions)					
1 Row (D-3200S) *1			2 Row (D-3200M)		
X	Y	Z	XX	YY	XY
3	—	—	—	—	—
1	—	—	1	—	—
2	1	—	—	—	—
1	—	—	—	—	1
—	1	—	1	—	—
1	—	—	—	1	—
1	2	—	—	—	—
2	1	—	—	—	—
1	—	—	—	—	1
1	1	1	—	—	—
1-178128-3	2-178128-3	3-178128-3	1-178129-6	2-178129-6	3-178129-6

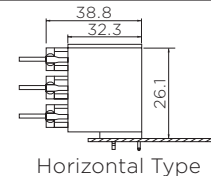


Board-mounting Tab Header			
Horizontal Type (D-3200T)			
No. of Pos.	Keying	Part Number	Plating
9	XXX	1-1123624-2	Gold
		1-1123624-5	Tin
	XXY	3-1123624-2	Gold
		3-1123624-5	Tin
	YYX	4-1123624-2	Gold
		4-1123624-5	Tin
	XYX	5-1123624-2	Gold
		5-1123624-5	Tin
	XYZ	9-1123624-2	Gold

Information about related products

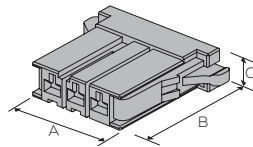
Applicable Contact Refer to P.375
Performance Specifications... Refer to P.372
*1: Refer to P.383

Mating Dimensions



Dimensions

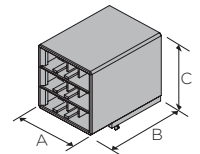
■ Receptacle Housing



No. of Pos.	Keying	Plating	Color	Part Number	Dimensions		
					A	B	C
3	X	—	Black	1-178128-3	29.7	22.8	7.2
	Y	—	Black	2-178128-3			
	Z	—	Black	3-178128-3			
6	XX	—	Black	1-178129-6	27.3	22.8	14.8
	YY	—	Black	2-178129-6			
	XY	—	Black	3-178129-6			
	—	—	—	—			

■ Board-mounting Tab Header

Horizontal Type

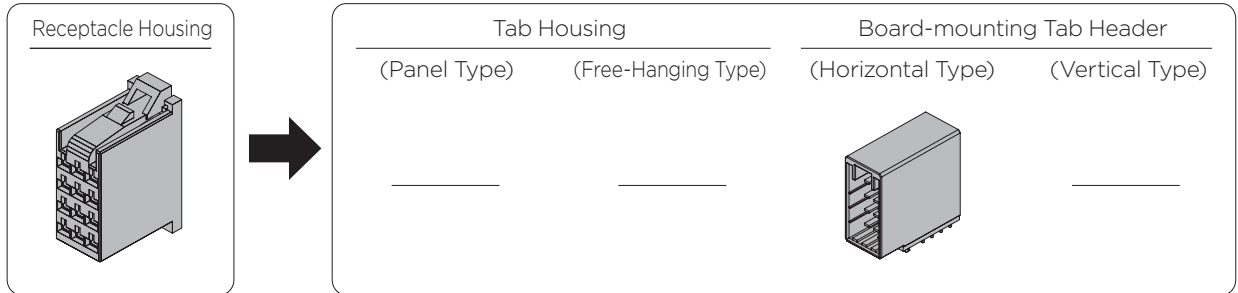


No. of Pos.	Keying	Plating	Color	Part Number	Dimensions		
					A	B	C
9	XXX	Gold	Black	1-1123624-2	24.2	32.3	27.1
		Tin	Black	1-1123624-5			
	XXY	Gold	Black	3-1123624-2			
		Tin	Black	3-1123624-5			
	YYX	Gold	Black	4-1123624-2			
		Tin	Black	4-1123624-5			
	XYX	Gold	Black	5-1123624-2			
		Tin	Black	5-1123624-5			
	XYZ	Gold	Black	9-1123624-2			

Dynamic Series Connectors

D-3400F — Skyscraper Connectors

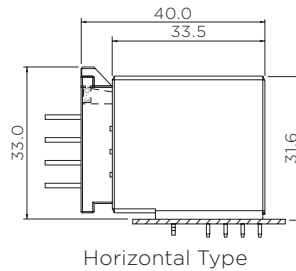
Part Number Chart



No. of Pos.	Color	Keying	Receptacle Housing	Plating	Tab Housing		Board-mounting Tab Header	
					Panel Type	Free-Hanging Type	Horizontal Type	Vertical Type
12	Black	—	178214-1	Gold	—	—	178216-2	—
				Gold	—	—	1-178216-2 *1	—
				Gold	—	—	178216-3	—
				Tin	—	—	178216-5	—
				Tin	—	—	1-178216-5 *2	—
20	Black	—	917249-1	Gold	—	—	917251-2	—
				Gold	—	—	917251-3	—
				Tin	—	—	917251-5	—

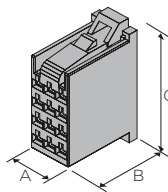
*1 7 positions (pin extraction type). *2 9 positions (pin extraction type)

Mating Dimensions



Dimensions

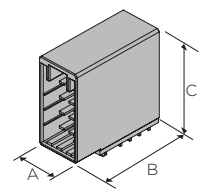
■ Receptacle Housing



No. of Pos.	Keying	Plating	Color	Part Number	Dimensions		
					A	B	C
12	—	—	Black	178214-1	12.2	22.8	32.1
20	—	—	Black	917249-1	19.8	22.8	32.1

■ Board-mounting Tab Header

Horizontal Type



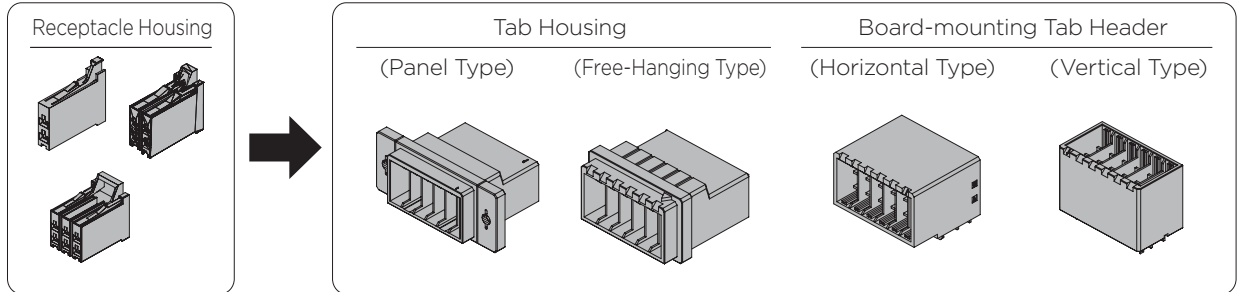
No. of Pos.	Keying	Plating	Color	Part Number	Dimensions		
					A	B	C
12	—	Gold	Black	178216-2	15.0	33.5	31.6
	—	Gold	Black	1-178216-2 *1			
	—	Gold	Black	178216-3			
	—	Tin	Black	178216-5			
	—	Tin	Black	1-178216-5 *2			
20	—	Gold	Black	917251-2	22.6	33.5	31.6
	—	Gold	Black	917251-3			
	—	Tin	Black	917251-5			

*1 7 positions (pin extraction type). *2 9 positions (pin extraction type)

Dynamic Series Connectors

D-3500D — Sensor Connectors

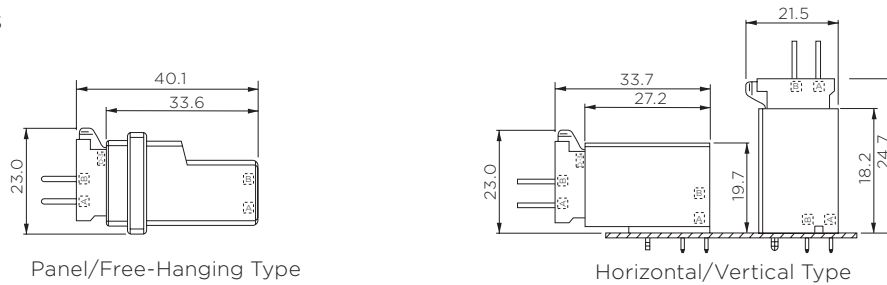
Part Number Chart



No. of Pos.	Color	Keying	Receptacle Housing (2)	Plating	Tab Housing			Board-mounting Tab Header	
					Panel Type	Free-Hanging Type	L Fittings	Horizontal Type	Vertical Type
2	Black	—	175362-1	—	—	—	—	—	—
			175362-2						
			175362-3						
4	Black	—	175363-1	Gold	—	—	—	1376133-2	—
	White		1-175363-1						
	Black		175363-2 *1						
	Blue		2-175363-1						
6	Black	—	1318095-1	—	—	—	—	—	—
			1318095-2						
12	Black	—	—	Gold	917241-6 3-917241-6	917242-6 3-917242-6	S	177555-2	316516-2
				Gold				177555-3	316516-3
				Tin				177555-5	316516-5
20	Black	—	—	Gold	917241-8 3-917241-8	917242-8 3-917242-8	S	175365-2	316517-2
				Gold				175365-3	316517-3
				Tin				175365-5	316517-5

*1 Small lever type

Mating Dimensions



Information about related products

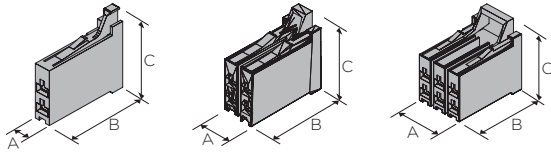
Applicable Contact Refer to P.375
 Performance Specifications... Refer to P.372
 Accessory..... Refer to P.442

Dynamic Series Connectors

D-3500D — Sensor Connectors

Dimensions

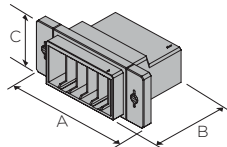
■ Receptacle Housing



No. of Pos.	Keying	Plating	Color	Part Number	Dimensions		
					A	B	C
2	—	—	Black	175362-1	4.6	22.8	21.0
	—	—	Black	175362-2			
	—	—	Black	175362-3			
4	—	—	Black	175363-1	9.7	22.8	21.0
	—	—	White	1-175363-1			
	—	—	Blue	2-175363-1			
	—	—	Black	175363-2			
6	—	—	Black	175363-3	14.7	22.8	21.0
	—	—	Black	1318095-1			
	—	—	Black	1318095-2			

■ Tab Housing

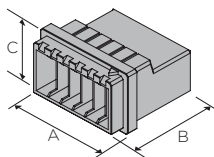
Panel Type



No. of Pos.	Keying	Plating	Color	Part Number	Dimensions		
					A	B	C
12	—	—	Black	917241-6	52.0	33.6	21.5
	—	—	Black	3-917241-6			
20	—	—	Black	917241-8	72.0	33.6	21.5
	—	—	Black	3-917241-8			

■ Tab Housing

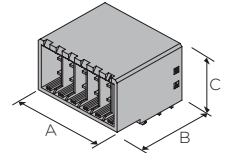
Free-Hanging Type



No. of Pos.	Keying	Plating	Color	Part Number	Dimensions		
					A	B	C
12	—	—	Black	917242-6	36.4	33.6	21.5
	—	—	Black	3-917242-6			
20	—	—	Black	917242-8	56.8	33.6	21.5
	—	—	Black	3-917242-8			

■ Board-mounting Tab Header

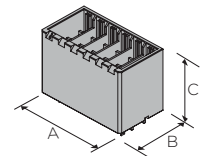
Horizontal Type



No. of Pos.	Keying	Plating	Color	Part Number	Dimensions		
					A	B	C
4	—	Gold	Black	1376133-2	12.2	27.2	19.7
12	—	Gold	Black	177555-2	32.5	27.2	19.7
	—	Gold	Black	177555-3			
	—	Tin	Black	177555-5			
20	—	Gold	Black	1-177555-2	52.8	27.2	19.7
	—	Gold	Black	175365-2			
	—	Gold	Black	175365-3			
	—	Tin	Black	175365-5			

■ Board-mounting Tab Header

Vertical Type

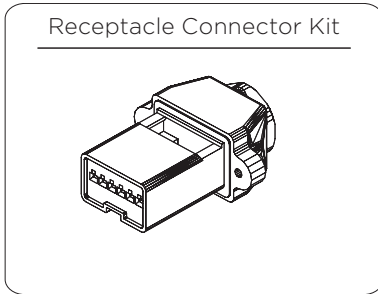


No. of Pos.	Keying	Plating	Color	Part Number	Dimensions		
					A	B	C
12	—	Gold	Black	316516-2	32.5	18.2	21.6
	—	Gold	Black	316516-3			
	—	Tin	Black	316516-5			
20	—	Gold	Black	316517-2	52.8	18.2	21.6
	—	Gold	Black	316517-3			
	—	Tin	Black	316517-5			

Dynamic Series Connectors

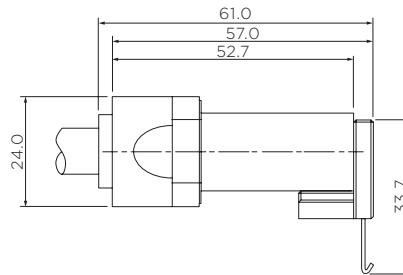
D-3700 — Connectors for Exclusive Use with Servo Motor

Part Number Chart



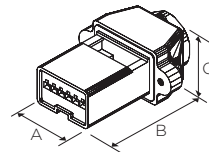
No. of Pos.	W/O Contact	Contact (Part Number 1-175218-2) including 6 contacts	Remarks
6	176346-7	176346-8	Products with TÜV
6	1-176346-7	1-176346-8	—

Mating Dimensions



Dimensions

■ Receptacle Connector Kit



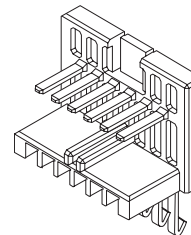
W/O Contact

No. of Pos.	Keying	Plating	Color	Part Number	Dimensions		
					A	B	C
6	—	—	Black	176346-7	27.0	52.7	24.0
	—	—	Black	1-176346-7			

Contact (Part Number 1-175218-2) including 6 contacts

No. of Pos.	Keying	Plating	Color	Part Number	Dimensions		
					A	B	C
6	—	Gold	Black	176346-8	27.0	52.7	24.0
	—	Gold	Black	1-176346-8			

■ Motor-side Tab Header (Offered for limited usage)



Dynamic Series Connectors


Dyna-Tap Connectors Branching Connectors

Many pieces of FA equipment are produced by assembling sub-units with divided functions in the final assembly line. Powers for each sub-unit of conventional equipment are branched from the power supply bus line over a printed circuit board.

In order to save printed circuit board space, which are being accelerated to be smaller, TE Connectivity has developed Dyna-Tap with which powers can be tapped without printed circuits.

Dyna-Tap Connectors are a part of Dynamic Series, which are developed as power supply connectors (Design right pending). Dyna-Tap Connectors are optimized for branching power from the power supply bus line.

In order to cope with 3 power-systems, which are most popular in the industry, 6 position connectors are specified.



D-3100 Series Dynatap 18P (6P x 3 Row)

■ Features

As many connectors will be fixed inevitably on casings where dust protection will be needed, the dust covers are incorporated into its design. With the dust cover, this connector can be applied in various environments.

■ Applications:

- Power taps in elevator towers
- Power taps for power protective relays

- Power taps among sub-units of semiconductor producing equipment
- Power supplies for equipment on production lines

■ Performance Data :

Voltage Rating: 250V AC/DC
Current Rating: 8A (18 pos, with AWG#14)
Position: 6 pos. u 3 = 18 pos.
Durability: 500 Cycles
Product Specification: 108-5754

D-3200 Series Dynatap 24P (4P x 6 Row)

Feature 1 Connectors and contacts from the Dynamic series are compatible

This power supply tap is constructed using the Dynamic series (D-3200S 4P REC) which is well known for its superior contact reliability. Assembly and maintenance costs are much lower compared to a terminal block. Also, existing contacts can be used, which holds down the cost of introducing new types of jigs and inventory management.

Feature 2 Power supply taps can be placed anywhere

Panel cut type added to lineup so it can be combined with relay panel connectors. Also planning to add a bottom mount type for mounting on the bottom of connectors to fix their position on panels.

Feature 3 Low materials and mounting costs save money

Each circuit is electrically commoned so boards and connectors do not need to be mounted. This makes it possible to eliminate the number of parts and assembly procedures for a total cost savings.

■ Other features

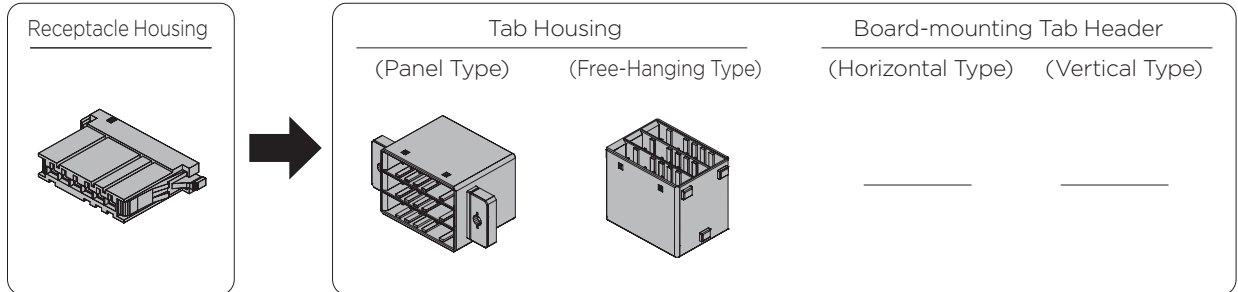
- New gold plated type (0.38 μm) joins tin plated type in the line up.
- Commoning pattern printed on back surface

D-3200 4P common series lined up in six lines. Issues about branching maintenance and cost are handled with connectors.

Dynamic Series Connectors

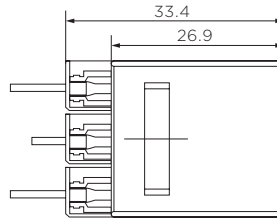
D-3100 Series Dynatap 18P (6P x 3 Row)

Part Number Chart



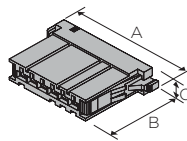
No. of Pos.	Color	Keying	Receptacle Housing	Plating	Tab Housing		Through Type	Board-mounting Tab Header	
					Panel Type	Free-Hanging Type		Horizontal Type	Vertical Type
6	Black	X	1-178288-6	—	—	—	—	—	—
18	Black	X	—	Gold	1376807-2	1376807-1	—	—	—
24	Black	X	—	Gold	—	—	1971003-1	—	—
	Black	X	—	Gold	—	—	1971003-2	—	—

Mating Dimensions



Dimensions

■ Receptacle Housing



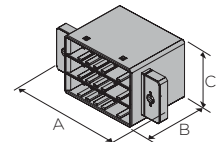
No. of Pos.	Keying	Plating	Color	Part Number	Dimensions		
					A	B	C
6	X	—	Black	1-178288-6	38.2	22.8	7.2

Through Type

No. of Pos.	Keying	Plating	Color	Part Number	Dimensions		
					A	B	C
24	X	Gold	Black	1971003-1	33.1	45.7	17.1
	X	Gold	Black	1971003-2	33.1	45.7	35.1

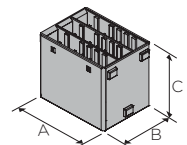
■ Tab Housing

Panel Type



No. of Pos.	Keying	Plating	Color	Part Number	Dimensions		
					A	B	C
18	X	Gold	Black	1376807-2	51.0	26.9	24.6

Free-Hanging Type

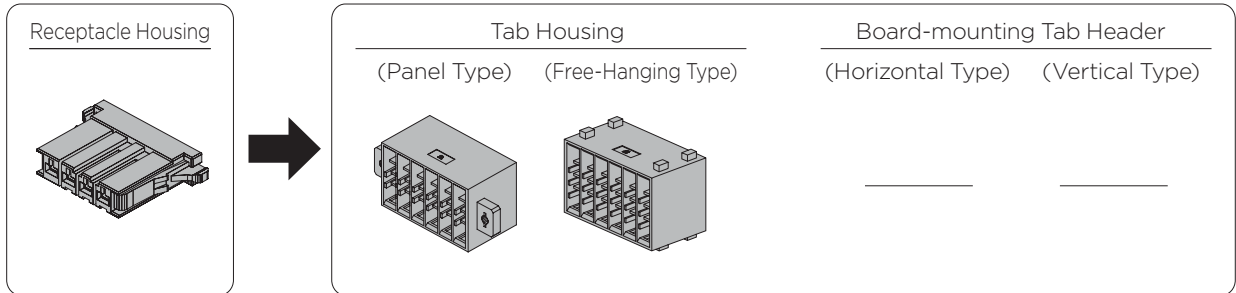


No. of Pos.	Keying	Plating	Color	Part Number	Dimensions		
					A	B	C
18	X	Gold	Black	1376807-1	33.1	24.6	26.9

Dynamic Series Connectors

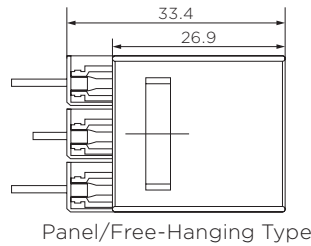
D-3200 Series Dynatap 24P (4P x 6 Row)

Part Number Chart



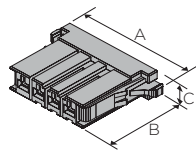
No. of Pos.	Color	Keying	Receptacle Housing	Plating	Tab Housing			Board-mounting Tab Header	
					Panel Type	Free-Hanging Type	L Fittings	Horizontal Type	Vertical Type
4	Black	X	1-178128-4	—	—	—	—	—	—
24	Black	X	—	Gold	1827691-2	1827691-1	—	—	—
	Black	X	—	Tin	1-1827691-2	1-1827691-1	—	—	—
	Black	X	—	Gold	1827691-3	—	—	—	—
	Black	X	—	Tin	1-1827691-3	—	—	—	—

Mating Dimensions



Dimensions

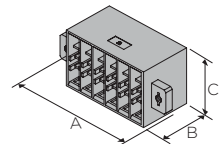
■ Receptacle Housing



No. of Pos.	Keying	Plating	Color	Part Number	Dimensions		
					A	B	C
4	X	—	Black	1-178128-4	24.6	22.8	7.2

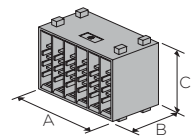
■ Tab Housing

Panel Type



No. of Pos.	Keying	Plating	Color	Part Number	Dimensions		
					A	B	C
24	X	Gold	Black	1827691-2	65.0	26.9	29.2
	X	Tin	Black	1-1827691-2			
	X	Gold	Black	1827691-3			
	X	Tin	Black	1-1827691-3			

Free-Hanging Type



No. of Pos.	Keying	Plating	Color	Part Number	Dimensions		
					A	B	C
24	X	Gold	Black	1827691-1	47.5	26.9	29.2
	X	Tin	Black	1-1827691-1			